

Disulfonimide-Catalyzed Asymmetric Synthesis of β^3 -Amino Esters Directly from *N*-Boc-Amino Sulfones

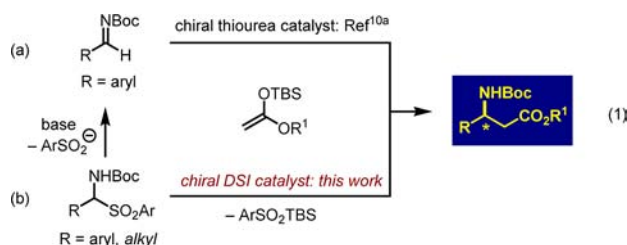
Qinggang Wang, Markus Leutzsch, Manuel van Gemmeren, and Benjamin List*

Max-Planck-Institut für Kohlenforschung, Kaiser Wilhelm-Platz 1, 45470 Mülheim an der Ruhr, Germany

S Supporting Information

ABSTRACT: An asymmetric Mannich reaction of silyl ketene acetals with *N*-Boc-amino sulfones has been developed. A chiral disulfonimide efficiently catalyzes both the *in situ* generation of the corresponding *N*-Boc imines and the asymmetric Mannich reaction with excellent yields and enantioselectivities. Kinetic studies confirm a proposed stepwise mechanism.

β^3 -Amino acids have attracted recent attention as constituents of natural products,¹ pharmaceuticals,² and peptides with unique properties.³ Their relevance has stimulated the development of catalytic enantioselective methodologies leading to the β^3 -amino acid scaffold, such as additions of acetate enolate equivalents to imines,⁴ conjugate additions of amines to unsaturated carbonyls,⁵ reductions,⁶ and others.⁷ Among these methods, the Mannich reaction of imines with silyl ketene acetals is considered particularly attractive, as C–C bond formation and stereocenter creation coincide.^{8,9} An elegant version of this reaction, employing preformed aryl *N*-Boc imines, a synthetic silyl ketene acetal, and a chiral thiourea catalyst was recently reported by Jacobsen et al. (eq 1a).¹⁰ We



report here a complementary approach that directly utilizes *N*-Boc-amino sulfones as electrophiles, a commercially available ketene acetal as the nucleophile, and a new member of our chiral disulfonimide (DSI) catalyst class to deliver high yields of protected aryl and alkyl β^3 -amino esters in excellent enantioselectivity (eq 1b).

Disulfonimides of the general structure **1** (Figure 1) have emerged as powerful catalysts for the activation of aldehydes in asymmetric Mukaiyama Aldol reactions,^{11a} as well as vinylogous and bisvinylogous variants,^{11b} in hetero-Diels–Alder reactions,^{11c} and in methallylations.^{11d} Kinetic, spectroscopic, and other mechanistic studies have shown that our chiral DSIs are precatalysts that only upon *in situ* silylation become powerful silicon Lewis acid catalysts. We wondered whether or not our DSIs would also catalyze the Mukaiyama–Mannich reaction.

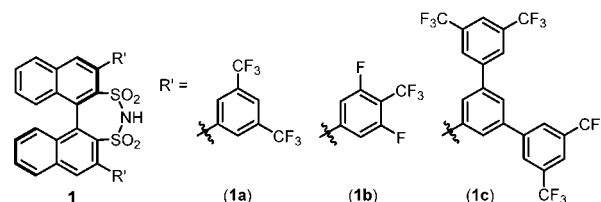
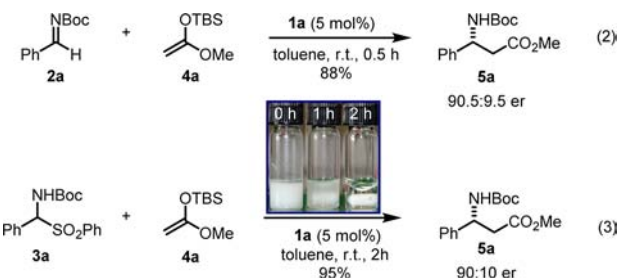


Figure 1. Disulfonimide (DSI) catalysts **1**.

Particularly, we were curious if such Lewis acids could also catalyze the *in situ* formation of *N*-Boc imines from the corresponding amino sulfones, a reaction that is normally mediated by a base.¹²

Our strategy could (1) circumvent this stoichiometric base-mediated process avoiding an entire step and (2) allow for the utilization of *alkyl N*-Boc imines, which are even less stable than the corresponding aryl derivatives. Encouragement came from our recent finding that chiral DSIs catalyze the synthesis of Fmoc-protected homoallylamines from allyl trimethylsilane, the Fmoc carbamate, and an aldehyde via *in situ* imine formation.¹³

Indeed, the Mannich reaction of silyl ketene acetal **4a** with preformed *N*-Boc imine **2a** was readily catalyzed by DSI **1a**, providing product **5a** in 88% yield and 90.5:9.5 er (eq 2).



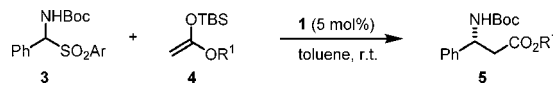
Remarkably, the reaction proceeded equally well and with similar enantioselectivity when we used amino sulfone **3a** directly. The reaction can easily be followed by visual inspection since the almost insoluble amino sulfone disappears upon full conversion (eq 3).

Encouraged by these preliminary results, a systematic exploration of different reaction conditions was conducted to optimize the enantioselectivity (Table 1). A solvent screening revealed toluene to be optimal.¹⁴ Of the investigated catalysts **1a–c**, the new disulfonimide **1c**, bearing a branched 3,3'-substituent, afforded the highest enantioselectivity of 92.5:7.5 er

Received: August 29, 2013

Published: October 3, 2013

Table 1. Optimization of the Enantioselectivity



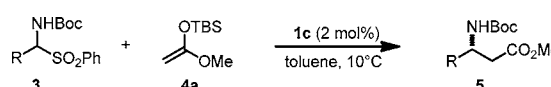
entry ^a	cat.	Ar	R ¹	conv. (%) ^b	er ^c
1	1a	Ph	Me	>95	90:10
2	1b	Ph	Me	>95	85.5:14.5
3	1c	Ph	Me	>95	92.5:7.5
4	1c	<i>p</i> -Me-C ₆ H ₄	Me	>95	91:9
5	1c	<i>p</i> -OMe-C ₆ H ₄	Me	>95	92:8
6	1c	<i>p</i> -Cl-C ₆ H ₄	Me	>95	92:8
7	1c	Ph	Et	>95	89:11
8	1c	Ph	<i>i</i> -Pr	>95	81.5:18.5
9	1c	Ph	<i>t</i> -Bu	>95	89:11
10 ^d	1c	Ph	Me	>95	94.5:5.5
11 ^{d,e}	1c	Ph	Me	>95	94.5:5.5
12 ^{e,f}	1c	Ph	Me	>95	95:5

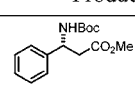
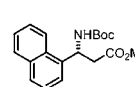
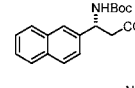
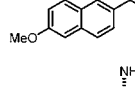
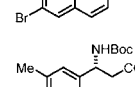
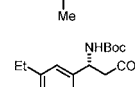
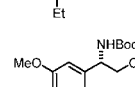
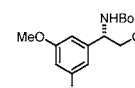
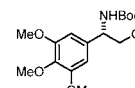
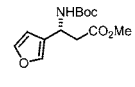
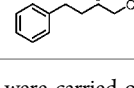
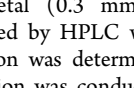
^aReactions were carried out with amino sulfone (0.05 mmol) and silyl ketene acetal (0.15 mmol) in toluene (0.5 mL) for 2–72 h. ^bEasily detectable once full homogeneity of the reaction mixture is observed. ^cDetermined by HPLC with a chiral stationary phase. ^dThe reaction was conducted at 10 °C. ^e2 mol % catalyst. ^fThe reaction was conducted at 8 °C; full conversion after 144 h.

(entry 3). We also investigated different sulfone groups (entries 4–6). As anticipated, the effect on the enantioselectivity was marginal, suggesting this group not to be involved in the enantiodiscriminating step. However, in contrast to sulfone 3a and its electron-poor *p*-Cl-variant, the reaction with the electron-rich *p*-methoxy-substituted sulfone proceeded much faster. Various alkoxy substituents of the silyl ketene acetals were investigated, revealing lower enantioselectivities with increasing bulkiness of the alkoxy group (entry 3 vs entries 7–9). Conveniently, the commercially available silyl ketene acetal 4a provided the highest enantioselectivity. We also varied the temperature and found that full conversion and 94.5:5.5 er could be achieved at 10 °C in less than 72 h (entry 10). Again full conversion and 95:5 er were obtained at 8 °C after a reaction time of 6 days (entry 12). Lowering the catalyst loading to 2 mol % had no influence on yield and enantioselectivity (entry 11).

The scope of the enantioselective Mannich reaction of the *N*-Boc-amino sulfones catalyzed by disulfonimide 1c was next investigated under optimized conditions (Table 2). With naphthyl substituted Boc-amino sulfones, excellent yields and enantioselectivities could be obtained, although the 2-naphthyl Boc-amino sulfone requires room temperature (entries 2–3). Electron-donating groups accelerate the reaction while retaining the high enantioselectivity (entries 4 and 6–10). Conversely, the electron-withdrawing 6-Br-2-naphthyl substituent again required room temperature to reach full conversion in 72 h (entry 5). As alkoxy groups are common substituents in natural substances that can possibly be accessed from our products,¹⁵ several different methoxy-substituted substrates were tested. In all cases, the reaction proceeded very well giving the desired products in excellent yields and enantioselectivities (entries 8–10). With heterocyclic substrate 3k, a 3-furaldehyde derived Boc-amino sulfone, product 5k was obtained in 96% yield and with 86:14 er (entry 11). Finally when applying our optimal conditions to an aliphatic substrate, excellent yield and 75.5:24.5 er, was obtained. To the best of our knowledge, this is the first example of a catalytic

Table 2. Substrate Scope of the Asymmetric Mannich Reaction

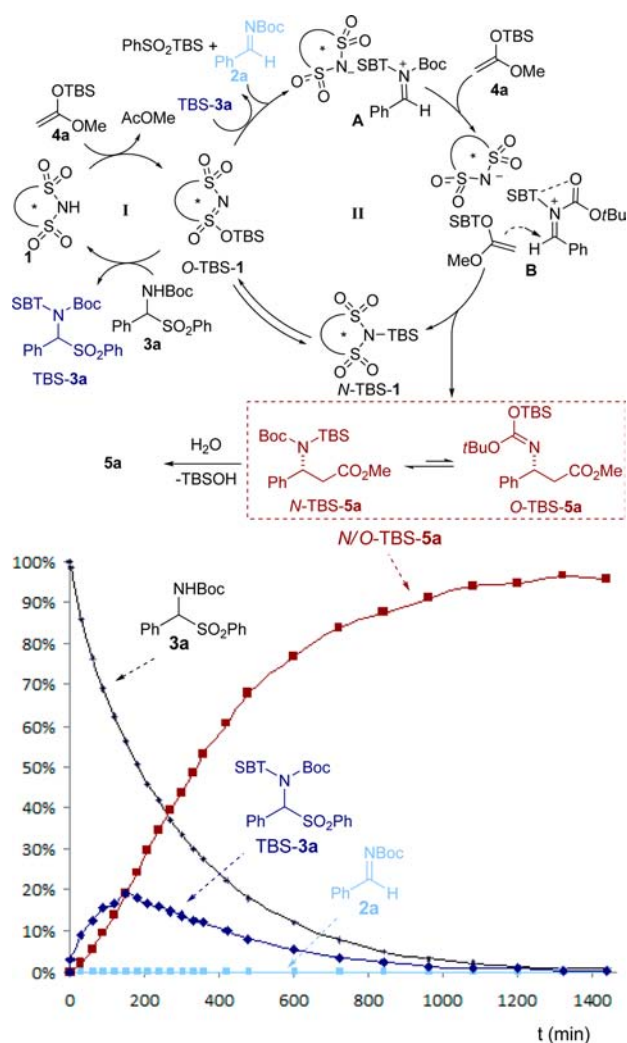


entry ^a	Product 5	Yield (%)	er ^b
1 ^{c,d}	 5a	99	95:5 (>99.5:0.5) ^f
2	 5b	97	97:3
3 ^c	 5c	95	95.5:4.5
4	 5d	92	95:5
5 ^c	 5e	94	95.5:4.5
6 ^c	 5f	97	95:5
7 ^c	 5g	98	95:5
8	 5h	99	96.5:3.5
9	 5i	92	96.5:3.5
10	 5j	94	95.5:4.5
11	 5k	96	86:14
12 ^d	 5l	91	75.5:24.5

^aReactions were carried out with amino sulfone (0.1 mmol) and silyl ketene acetal (0.3 mmol) in toluene (1 mL) for 36–72 h. ^bDetermined by HPLC with a chiral stationary phase; the absolute configuration was determined by comparison with literature results. ^cThe reaction was conducted at 8 °C. ^dFull conversion after 144 h. ^eThe reaction was conducted at rt. ^fAfter single crystallization from MTBE.

asymmetric Mannich reaction with a silyl ketene acetal, which affords aliphatic Boc-protected β³-amino acid derivatives (entry 12). Nonetheless, further catalyst explorations are expected to lead to an optimized protocol for aliphatic substrates.

A mechanism that is consistent with our experimental data and careful NMR spectroscopic studies is proposed in Scheme 1. Accordingly, disulfonimide 1 is initially silylated from ketene acetal 4a predominantly on oxygen to generate the corresponding Lewis acid *O*-TBS-1. Interestingly, this catalyst

Scheme 1. Proposed Catalytic Cycle and ^1H NMR Kinetic Study

rapidly silylates sulfone **3a** to the corresponding *N*-silyl derivative **TBS-3a** (cycle I). A small but detectable quantity of *N*-Boc-imine **2a** is then generated via a slow and apparently rate determining elimination of PhSO_2TBS from silylated sulfone **3a**, initiating catalytic cycle II. Expectedly, the rate of this slow step is influenced by the electronic properties of the sulfones (entries 3 and 4–6, Table 1). The elimination should predominantly lead to ion pair equivalent **A**, which together with the ketene acetal then assembles transition state **B**. A 4.5:1 mixture of the two silylated Mannich products *N*-**TBS-5a** and *O*-**TBS-5a** results from this reaction at 0°C in CDCl_3 . Under these conditions, no obvious equilibration between the two isomers takes place, but after two days at room temperature their ratio will change to >20:1 in CDCl_3 and d_8 -toluene, suggesting intermediate *N*-**TBS-5a** to be thermodynamically favored.¹⁶ A similar product mixture is generated in a 5.7:1 ratio when product **5a** was treated with TBSOTf and NEt_3 in CDCl_3 at room temperature. The formation of both product isomers **TBS-5a** occurred in parallel with the consumption of starting material **3a**. Both intermediate **TBS-3a** and trace amounts of imine **2a** are only observable while the reaction is in progress. They completely disappear upon full conversion.¹⁴

In summary, the first asymmetric Mannich reaction with silyl ketene acetals, directly from *N*-Boc-amino sulfones, has been

developed in our laboratories. Disulfonimide **1c**, which is transformed into a powerful *Si*-Lewis acid, serves as an efficient precatalyst for the asymmetric Mannich reaction with silyl ketene acetals, giving excellent yields and enantioselectivities. Our methodology represents an application of asymmetric counteranion-directed catalysis (ACDC) in Lewis acid catalysis.¹⁷ A stepwise mechanism is proposed based on experimental observations and a ^1H NMR kinetic study. Attractive features of our approach include (1) use of a commercially available ketene acetal, (2) easier handling of stable *N*-Boc-amino sulfones (including an aliphatic one) in comparison to the corresponding imines, (3) saving one normally required step, (4) convenient reaction monitoring by visually following homogenization with conversion, (5) a low catalyst loading, and (6) easy to crystallize products. Further exploration of chiral DSI-catalyzed reactions is currently in progress in our laboratories.

■ ASSOCIATED CONTENT

Supporting Information

Experimental procedures, characterization of all compounds, and detailed information on our mechanistic studies. This material is available free of charge via the Internet at <http://pubs.acs.org>.

■ AUTHOR INFORMATION

Corresponding Author

list@kofo.mpg.de

Notes

The authors declare no competing financial interest.

■ ACKNOWLEDGMENTS

Generous support by the Max-Planck-Society, and the Fonds der Chemischen Industrie (fellowship to M.v.G.) before is gratefully acknowledged. The project “Sustainable Chemical Synthesis” (SusChemSys) (co-financed by the European Regional Development Fund (ERDF) and the state of North Rhine-Westphalia, Germany, under the Operational Programme “Regional Competitiveness and Employment” 2007 - 2013). The European Research Council (Advanced Grant “High Performance Lewis Acid Organocatalysis, HIPOCAT”) is gratefully acknowledged.

■ REFERENCES

- (1) For recent reviews: (a) Seebach, D.; Overhand, M.; Kühnle, F. N. M.; Martinoni, B.; Oberer, L.; Hommel, U.; Widmer, H. *Helv. Chim. Acta* **1996**, *79*, 913. (b) Lelais, G.; Seebach, D. *Biopolymers* **2004**, *76*, 206. (c) Gellman, S. H. *Acc. Chem. Res.* **1998**, *31*, 173. (d) *Enantioselective Synthesis of β -Amino Acids*, 2nd ed.; Juaristi, E., Ed.; Wiley: Hoboken, NJ, 2005. (e) Sleebbs, B. E.; Van Nguyen, T. T.; Hughes, A. B. *Org. Prep. Proc. Int.* **2009**, *41*, 429.
- (2) (a) Lin, S.; Van Lanen, S. G.; Shen, B. *J. Am. Chem. Soc.* **2007**, *129*, 12432. (b) Kingston, D. G. I. *Anticancer Agents from Natural Products*; Taylor and Francis: Boca Raton, FL, 2005; p 89 (c) Gould, S. J.; Thiruvengadam, T. K. *J. Am. Chem. Soc.* **1981**, *103*, 6752. (d) Parry, R. J.; Kurylo-Borowska, Z. *J. Am. Chem. Soc.* **1980**, *102*, 836. (e) Bernhard, H. O.; Kompis, I.; John, S.; Groeger, D.; Hesse, M.; Schmid, H. *Helv. Chim. Acta* **1973**, *56*, 1266.
- (3) (a) Hintermann, T.; Seebach, D. *Chimia* **1997**, *50*, 244. (b) *Amino Acids, Peptides and Proteins in Organic Chemistry*; Hughes, A. B., Ed.; Wiley-VCH, Weinheim, 2009.
- (4) (a) Shen, B.; Johnston, J. N. *Org. Lett.* **2008**, *10*, 4397. (b) Yang, J. W.; Chandler, C.; Stadler, M.; Kampen, D.; List, B. *Nature* **2008**, *452*, 453. (c) Ricci, A.; Pettersen, D.; Bernardi, L.; Fini, F.; Fochi, M.;

- Herrera, R. P.; Sgarzani, V. *Adv. Synth. Catal.* **2007**, *349*, 1037. (d) Song, J.; Shih, H.-W.; Deng, L. *Org. Lett.* **2007**, *9*, 603. (e) Song, J.; Wang, Y.; Deng, L. *J. Am. Chem. Soc.* **2006**, *128*, 6048. (f) Yang, J. W.; Stadler, M.; List, B. *Angew. Chem., Int. Ed.* **2007**, *46*, 609. (g) Yang, J. W.; Stadler, M.; List, B. *Nat. Protoc.* **2007**, *2*, 1937. (h) Yamaoka, Y.; Miyabe, H.; Takemoto, Y. *Synthesis* **2007**, *16*, 2571. (i) Ting, A.; Lou, S.; Schaus, S. E. *Org. Lett.* **2006**, *8*, 2003. (j) Uruguchi, D.; Tereda, M. *J. Am. Chem. Soc.* **2004**, *126*, 5356. (k) Nolte, G. T.; Baxter Vu, J. M.; Leighton, J. L. *Org. Lett.* **2011**, *13*, 816.
- (5) (a) Seayad, J.; Patra, P. K.; Zhang, Y.; Ying, J. Y. *Org. Lett.* **2008**, *10*, 953. (b) Lu, X.; Deng, L. *Angew. Chem., Int. Ed.* **2008**, *47*, 7710. (c) Benfatti, F.; Cardillo, G.; Gentilucci, L.; Mosconi, E.; Tolomelli, A. *Org. Lett.* **2008**, *10*, 2425. (d) Sibi, M. P.; Itoh, K. *J. Am. Chem. Soc.* **2007**, *129*, 8064. (e) Vesely, J.; Ibrahim, I.; Rios, R.; Zhao, G.-L.; Xu, Y.; Cordova, A. *Tetrahedron Lett.* **2007**, *48*, 2193.
- (6) (a) Martin, N. J. A.; Cheng, X.; List, B. *J. Am. Chem. Soc.* **2008**, *130*, 13862. (b) Malkov, A. V.; Stončius, S.; Vranková, K.; Arndt, M.; Kočovský, P. *Chem.—Eur. J.* **2008**, *14*, 8082. (c) Zheng, H.-J.; Chen, W.-B.; Wu, Z.-J.; Deng, J.-G.; Lin, W.-Q.; Yuan, W.-C.; Zhang, X.-M. *Chem.—Eur. J.* **2008**, *14*, 9864. (d) Deng, J.; Hu, X.-P.; Huang, J.-D.; Yu, S.-B.; Wang, D.-Y.; Duan, Z.-C.; Zheng, Z. *J. Org. Chem.* **2008**, *73*, 2015. (e) Michaut, V.; Metz, F.; Paris, J.-M.; Plaquevent, J.-C. *J. Fluorine Chem.* **2007**, *128*, 500. (f) Qiu, L.; Prashad, M.; Hu, B.; Prasad, K.; Repič, L.; Blacklock, T. J.; Kwong, F. Y.; Kok, S. H. L.; Lee, H. W.; Chan, A. S. C. *Proc. Natl. Acad. Sci. U.S.A.* **2007**, *104*, 16787. (g) Hsiao, Y.; Rivera, N. R.; Rosner, T.; Krska, S. W.; Njolito, E.; Wang, F.; Sun, Y.; Armstrong, J. D., III; Grabowski, E. J. J.; Tillyer, R. D.; Spindler, F.; Malan, C. *J. Am. Chem. Soc.* **2004**, *126*, 9918. (h) Zhou, Y.-G.; Tang, W.; Wang, W.-B.; Li, W.; Zhang, X. *J. Am. Chem. Soc.* **2002**, *124*, 4952.
- (7) (a) Mustafa, S.; Raghavan, S. *Tetrahedron Lett.* **2008**, *49*, 3216. (b) Ghorai, M. K.; Kumar, A.; Das, K. *Org. Lett.* **2007**, *9*, 5441. (c) Berkessel, A.; Cleemann, F.; Mukherjee, S.; Müller, T. N.; Lex, J. *Angew. Chem., Int. Ed.* **2005**, *44*, 807. (d) Sibi, M. P.; Asano, Y. *J. Am. Chem. Soc.* **2001**, *123*, 9708. (e) Myers, J. K.; Jacobsen, E. N. *J. Am. Chem. Soc.* **1999**, *121*, 8959. (f) Bea, S.-H.; Park, H.-J.; Lee, S.-H.; Yun, H. *Chem. Commun.* **2011**, *47*, 5894. (g) Cardillo, G.; Gentilucci, L.; Tolomelli, A.; Tomasini, C. *J. Org. Chem.* **1998**, *63*, 2351. (h) Roche, D.; Prasad, K.; Repic, O. *Tetrahedron Lett.* **1999**, *40*, 3665. (i) Davis, S. G.; Mulvaney, A. W.; Russell, A. G.; Smith, A. D. *Tetrahedron: Asymmetry* **2007**, *18*, 1554.
- (8) (a) Ishitani, H.; Ueno, M.; Kobayashi, S. *J. Am. Chem. Soc.* **1997**, *119*, 7153. (b) Ishitani, H.; Ueno, M.; Kobayashi, S. *J. Am. Chem. Soc.* **2000**, *122*, 8180. (c) Xue, S.; Yu, S.; Deng, Y.; Wulff, W. D. *Angew. Chem., Int. Ed.* **2001**, *40*, 2271.
- (9) (a) Akiyama, T.; Itoh, J.; Yokota, K.; Fuchibe, K. *Angew. Chem., Int. Ed.* **2004**, *43*, 1566. (b) Akiyama, T.; Saitoh, Y.; Morita, H.; Fuchibe, K. *Adv. Synth. Catal.* **2005**, *347*, 1523. (c) Hasegawa, A.; Naganawa, Y.; Fushimi, M.; Ishihara, K.; Yamamoto, H. *Org. Lett.* **2006**, *8*, 3175.
- (10) (a) Wenzel, A. G.; Jacobsen, E. N. *J. Am. Chem. Soc.* **2002**, *124*, 12964. (b) Wenzel, A. G.; Lalonde, M. P.; Jacobson, E. N. *Synlett* **2003**, *12*, 1919. (c) Becker, C.; Hoben, C.; Kunz, H. *Adv. Synth. Catal.* **2007**, *349*, 417. (d) Jones, C. R.; Dan Pantos, G.; Morrison, A. J.; Smith, M. D. *Angew. Chem., Int. Ed.* **2009**, *48*, 7391.
- (11) (a) García-García, P.; Lay, F.; García-García, P.; Rabalakos, C.; List, B. *Angew. Chem., Int. Ed.* **2009**, *48*, 4363. (b) Ratjen, L.; García-García, P.; Lay, F.; Beck, M. E.; List, B. *Angew. Chem., Int. Ed.* **2011**, *50*, 754. (c) Guin, J.; Rabalakos, C.; List, B. *Angew. Chem., Int. Ed.* **2012**, *51*, 8859. (d) Mahlau, M.; Garcia-Garcia, P.; List, B. *Chem.—Eur. J.* **2012**, *18*, 16283. For contributions from other groups after our seminal report, see: (e) Treskow, M.; Neudörfl, J.; Giernoth, R. *Eur. J. Org. Chem.* **2009**, 3693. (f) He, B.; Chen, L.-T.; Wong, W.-Y.; Chan, W.-H.; Lee, A. W. *Eur. J. Org. Chem.* **2010**, 4181.
- (12) Recent reviews of amino sulfones: (a) Petrini, M. *Chem. Rev.* **2005**, *105*, 3949. (b) Monleón, A. *Synlett* **2013**, *24*, 529. For recent examples of Lewis acid mediated *in situ* generation of *N*-carbonyl imines from the corresponding amino sulfones, see: (a) Ollevier, T.; Nadeau, E.; Eguillon, J.-C. *Adv. Synth. Catal.* **2006**, *348*, 2080. (b) Cao, Z.-Y.; Zhang, Y.; Ji, C.-B.; Zhou, J. *Org. Lett.* **2011**, *13*, 6398. (c) Lee, S.-H.; Kadam, S. T. *Bull. Korean Chem. Soc.* **2011**, *32*, 3738. (d) Das, B.; Sudhakar, C.; Reddy, P. R.; Kashanna, J. *Helv. Chim. Acta* **2011**, *94*, 1048.
- (13) (a) Gandhi, S.; List, B. *Angew. Chem., Int. Ed.* **2013**, *52*, 2573. (b) Kano, T.; Yurino, T.; Asakawa, D.; Maruoka, K. *Angew. Chem., Int. Ed.* **2013**, *52*, 5532.
- (14) See the Supporting Information.
- (15) (a) Lacotte, P.; Puente, C.; Ambroise, Y. *ChemMedChem* **2013**, *8*, 104. (b) Kolb, S.; Mondésert, O.; Goddard, M.-L.; Jullien, D.; Villoutreix, B. O.; Ducommun, B.; Garbay, C.; Braud, E. *ChemMedChem* **2009**, *4*, 633. (c) Zuccotto, F.; Zvelebil, M.; Brun, R.; Chowdhury, S. F.; Di Lucrezia, R.; Leal, I.; Maes, L.; Ruiz-perez, L. M.; Pacanowska, D. G.; Gilbert, I. H. *Eur. J. Med. Chem.* **2001**, *36*, 395. (d) Jia, Y.; Gonzalez-Zamora, E.; Ma, N.; Liu, Z.; Bois-choussy, M.; Malabarba, A.; Brunati, C.; Zhu, J. *Bioorg. Med. Chem.* **2005**, *15*, 4594.
- (16) (a) Al-Lakkis-Wehbe, M.; Roux, L.; Charrier, C.; Alavi, S.; Nouén, D. L.; Defoin, A.; Tarnus, C.; Albrecht, S. *Tetrahedron Lett.* **2012**, *68*, 6447. (b) Blaszykowski, C.; Dhimane, A.-L.; Fensterbank, L.; Malacria, M. *Org. Lett.* **2003**, *5*, 1341. (c) Barberis, C.; Voyer, N.; Roby, J.; Chénard, S.; Rremblay, M.; Labire, P. *Tetrahedron* **2001**, *57*, 2965. (d) Barberis, C.; Voyer, N. *Tetrahedron Lett.* **1998**, *39*, 6807. (e) Roby, J.; Voyer, N. *Tetrahedron Lett.* **1997**, *38*, 191. (f) Sieburth, S. M.; Somers, J. J.; ÓHare, H. K.; Hewitt, G. W. *Appl. Organometal. Chem.* **1997**, *11*, 337.
- (17) For current reviews on asymmetric couteranion directed catalysis (ACDC): (a) Mahlau, M.; List, B. *Angew. Chem., Int. Ed.* **2013**, *52*, 518. Also see: (b) Brak, K.; Jacobsen, E. N. *Angew. Chem., Int. Ed.* **2013**, *52*, 534. (c) Phipps, R. J.; Hamilton, G. L.; Toste, F. D. *Nat. Chem.* **2012**, *4*, 603.